



The Compass Parent Portal is an online portal that allows you to access up-to-date information about our school and your child's progress. The portal is accessible via the web and also via the Compass School Manager App (available for download via the App store on your device). Within the parent portal are many different features including the ability to:

- Add Attendance Notes
- Communicate with your child's teachers
- Monitor your child's homework and assessment tasks
- View Semester and Progress Reports
- View school news items

Any many more features that Taminmin College do not yet utilise.

## How to Access Compass

Compass is a web-based system that is accessible on any modern web browser (Chrome, Firefox, Safari etc).

Every family receives a separate log in to our school's Compass site. This log in information is provided to you by the school.

If you need assistance locating the Compass site link for our school, go to:

[schools.compass.education](https://schools.compass.education)

You will then be able to search for our school and access the link.

---

Recommended browsers



# How to Log in

To log in, you will require your unique family username and password. These details will be provided to you by the school however if you are yet to receive them, please contact the school office. You will initially be provided with a temporary password that you will be prompted to update to one of your choosing when you log in for the first time.

To log in, go to your school's Compass site. Type in your username and password and click **'Sign in'**. Your username will be your parent code at the school. This will be different from your child's student code, and it will not be your email address.


If it is the **first time** you are logging in, you will be required to confirm your email address and mobile number. These details may be used by the school for SMS/email communications and password recovery.

### Compass Login Help

What is your email address or mobile phone number?

If your email address or mobile phone number is recorded against your account in Compass, we can send you a password reset link or a confirmation code to obtain access to Compass.

Please complete the below recaptcha:

I'm not a robot 

[I don't know my mobile phone number or my email address](#)

We take privacy and user security seriously. Suspicious password recovery attempts will be investigated and unauthorised access may result in administrative penalties, civil and/or criminal charges.

Once you have confirmed your details, you will be **required to change your temporary password** to one of your choosing. When you have entered your new password, click **'Save'**.

### Next, you will need to change your password

Your new password must:

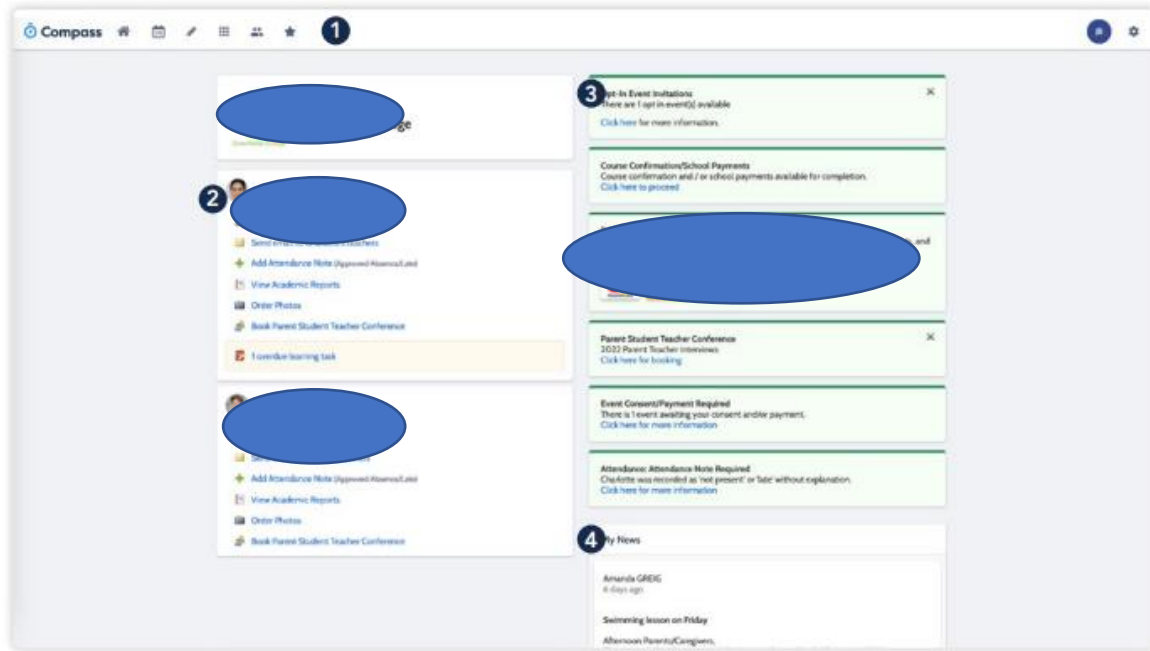
- Not contain your username
- Not be a password recently used by this account
- Be at least eight (8) characters in length
- Contain at least one (1) UPPERCASE letter
- Contain at least one (1) lowercase letter
- Contain at least one (1) number

New Password:

Confirm New Password:

# The Home Page

When you log in, you will be taken to the Home Page, which is made up of the following components:



## 1 Menu options

Across the top of the screen, you will see a series of menu icons, each with drop-down options. These are further explained in the following section.

## 2 Child Information

This section will display each child you have at the school. From here, you can access their profile for key information or perform actions such as send an email to a teacher or add an attendance note.


## 3 Alerts


On the top right, you will find a list of clickable notifications that will prompt you to action something.


## 4 Newsfeed


Posts in the Newsfeed allow the school to communicate key information to you. Posts remain accessible for as long as the school has determined, with the most recent posts displayed first. Posts that are set as Priority, however, will always show at the top.


# Menu Icons





 The Home icon can be clicked at any time to take you back to the [Home Page](#) in Compass.


 The Calendar icon will take you to view the available [Calendars](#) i.e. school events, your child's schedule etc.

 The Pencil icon opens the [Teaching and Learning menu](#) from which you can view all the Learning Tasks assigned to your child/children.

 The Grid icon will open the [Organisation menu](#). Here you can access the Events page and also the Course Confirmation page to pay school fees.

 The People icon is the [Community menu](#). Here you can book parent teacher conferences (when available). You can also access any School Resources made available from this menu.

 The Star icon opens the [Favourites menu](#). This contains links to useful websites the school recommends.

 The Cog icon gives you access to the [Tools Menu](#). Here you can opt to change your password, view your payment history and update your details.

